





District Health Assessment for Multiple District 13 through August 2025

		Clubs							Membership							Member Strength		Cancellation		Reports			Finance	Leadership			
District Name	Status/ Number of Months in Status *	Active Clubs	Clubs in Status Quo	Total Clubs	% Status Quo Clubs in Financial Suspension	New Clubs	Cancelled Clubs	YTD Net Club Gain/Loss	Current Members In Active Clubs	Current Members In Status Quo Clubs	Current Total Members Count	YTD Add	YTD Drop	YTD NetGrowth (includes Active and Status Quo)	YTD NetGrowth% (includes Active and Status Quo)	Member Count 12 Months Ago	Average Member Count Per Club	% of Clubs with less than 20 members	Average Cancelled Club Age	Members Lost Due to Cancelled Clubs	% of Clubs Reporting Service	% No MMR in 3 Months	% No Officer Report in 12 months	% of Clubs with balance 90+ days	Number of Zone Chairs Recorded	Number of Region Chairs Recorded	District Officers Vacancies **
13 OH1		48	0	48	0%	0	0	0	1332	0	1332	12	14	-2	-0.15%	1,394	28	40%	0	0	40%	44%	0%	2%	6	3	
13 OH2		53	0	53	0%	0	0	0	1603	0	1603	21	20	1	0.06%	1,642	30	32%	0	0	40%	28%	11%	0%	1	0	GMT
13 OH3		48	0	48	0%	0	0	0	1276	0	1276	28	29	-1	-0.08%	1,346	27	46%	0	0	44%	35%	0%	0%	0	0	
13 OH4	T(7)	48	0	48	0%	0	0	0	1218	0	1218	12	28	-16	-1.30%	1,267	25	38%	0	0	69%	38%	2%	0%	9	0	
13 OH5	T(3)	46	0	46	0%	0	2	-2	1212	0	1212	24	22	2	0.17%	1,243	26	39%	80	1	37%	15%	0%	4%	7	0	
13 OH6		52	0	52	0%	0	0	0	1417	0	1417	20	19	1	0.07%	1,428	27	38%	0	0	35%	8%	0%	2%	8	2	
13 OH7	T(24)	46	0	46	0%	0	0	0	1131	0	1131	28	15	13	1.16%	1,177	25	46%	0	0	37%	20%	0%	2%	7	0	
		341	0	341	0%	0	2	-2	9189	0	9189	145	147	-2	-0.02%	9,497	27	40%	80	1	43%	27%	2%	1%	38	5	




District Health Assessment for Multiple District 14 through August 2025

		Clubs							Membership							Member Strength		Cancellation		Reports			Finance	Leadership			
District Name	Status/ Number of Months in Status *	Active Clubs	Clubs in Status Quo	Total Clubs	% Status Quo Clubs in Financial Suspension	New Clubs	Cancelled Clubs	YTD Net Club Gain/Loss	Current Members In Active Clubs	Current Members In Status Quo Clubs	Current Total Members Count	YTD Add	YTD Drop	YTD NetGrowth (includes Active and Status Quo)	YTD NetGrowth% (includes Active and Status Quo)	Member Count 12 Months Ago	Average Member Count Per Club	% of Clubs with less than 20 members	Average Cancelled Club Age	Members Lost Due to Cancelled Clubs	% of Clubs Reporting Service	% No MMR in 3 Months	% No Officer Report in 12 months	% of Clubs with balance 90+ days	Number of Zone Chairs Recorded	Number of Region Chairs Recorded	District Officers Vacancies **
14 A		53	0	53	0%	1	0	1	1287	0	1287	30	10	20	1.58%	1,262	24	49%	0	0	19%	49%	15%	6%	0	0	2nd VDG
14 B	T(24)	27	0	27	0%	0	0	0	586	0	586	1	2	-1	-0.17%	593	22	48%	0	0	52%	33%	0%	4%	5	0	1st VDG,2nd VDG
14 C	T(24)	43	0	43	0%	0	0	0	1165	0	1165	15	16	-1	-0.09%	1,144	27	35%	0	0	51%	35%	0%	0%	2	0	
14 D	T(24)	42	0	42	0%	0	0	0	1178	0	1178	10	22	-12	-1.01%	1,172	28	40%	0	0	45%	24%	7%	0%	5	0	
14 E	T(24)	27	0	27	0%	0	0	0	657	0	657	3	11	-8	-1.20%	681	24	41%	0	0	26%	44%	4%	0%	3	0	
14 F	T(24)	35	0	35	0%	0	0	0	884	0	884	3	15	-12	-1.34%	915	25	40%	0	0	20%	37%	3%	0%	0	0	1st VDG,2nd VDG,GST
14 G		52	0	52	0%	0	0	0	1472	0	1472	20	17	3	0.20%	1,447	28	38%	0	0	50%	37%	13%	2%	0	0	
14 H	T(24)	26	0	26	0%	0	0	0	614	0	614	9	9	0	0.00%	630	24	50%	0	0	23%	31%	15%	0%	0	0	1st VDG,2nd VDG
14 J	T(24)	26	0	26	0%	0	0	0	696	0	696	8	5	3	0.43%	711	27	50%	0	0	19%	46%	0%	0%	6	0	1st VDG,2nd VDG
14 K	T(24)	26	0	26	0%	0	0	0	687	0	687	6	10	-4	-0.58%	700	26	38%	0	0	42%	15%	0%	0%	7	0	1st VDG,2nd VDG
14 L	T(24)	34	0	34	0%	0	0	0	765	0	765	25	20	5	0.66%	782	23	44%	0	0	53%	21%	0%	3%	0	0	2nd VDG,GST
14 M	T(24)	41	0	41	0%	0	0	0	983	0	983	15	23	-8	-0.81%	1,010	24	56%	0	0	56%	46%	10%	0%	6	1	1st VDG,2nd VDG
14 N	T(24)	37	0	37	0%	0	0	0	920	0	920	12	21	-9	-0.97%	930	25	43%	0	0	35%	24%	3%	3%	9	5	1st VDG,2nd VDG
14 P	T(24)	32	0	32	0%	0	1	-1	846	0	846	3	22	-19	-2.20%	884	26	38%	101	2	38%	28%	3%	0%	6	1	2nd VDG
14 T	T(24)	34	0	34	0%	0	0	0	1078	0	1078	15	17	-2	-0.19%	1,124	32	24%	0	0	50%	35%	9%	3%	6	0	2nd VDG
14 U	T(24)	26	0	26	0%	0	0	0	807	0	807	11	17	-6	-0.74%	838	31	31%	0	0	42%	23%	12%	0%	0	0	2nd VDG




District Health Assessment for Multiple District 14 through August 2025

		Clubs							Membership							Member Strength		Cancellation		Reports			Finance	Leadership			
District Name	Status/ Number of Months in Status *	Active Clubs	Clubs in Status Quo	Total Clubs	% Status Quo in Financial Suspension	New Clubs	Cancelled Clubs	YTD Net Club Gain/ Loss	Current Members In Active Clubs	Current Members In Status Quo Clubs	Current Total Members Count	YTD Add	YTD Drop	YTD NetGrowth (includes Active and Status Quo)	YTD NetGrowth% (includes Active and Status Quo)	Member Count 12 Months Ago	Average Member Count Per Club	% of Clubs with less than 20 members	Average Cancelled Club Age	Members Lost Due to Cancelled Clubs	% of Clubs Reporting Service	% No MMR in 3 Months	% No Officer Report in 12 months	% of Clubs with balance 90+ days	Number of Zone Chairs Recorded	Number of Region Chairs Recorded	District Officers Vacancies **
14 W	T(24)	23	0	23	0%	0	1	-1	576	0	576	14	5	9	1.59%	565	25	52%	90	0	43%	26%	0%	0%	6	0	
		584	0	584	0%	1	2	-1	15201	0	15201	200	242	-42	-0.28%	15,388	26	42%	96	2	40%	34%	6%	1%	61	7	




District Health Assessment for Multiple District 24 through August 2025

		Clubs							Membership							Member Strength		Cancellation		Reports			Finance	Leadership			
District Name	Status/ Number of Months in Status *	Active Clubs	Clubs in Status Quo	Total Clubs	% Status Quo Clubs in Financial Suspension	New Clubs	Cancelled Clubs	YTD Net Club Gain/Loss	Current Members In Active Clubs	Current Members In Status Quo Clubs	Current Total Members Count	YTD Add	YTD Drop	YTD NetGrowth (includes Active and Status Quo)	YTD NetGrowth% (includes Active and Status Quo)	Member Count 12 Months Ago	Average Member Count Per Club	% of Clubs with less than 20 members	Average Cancelled Club Age	Members Lost Due to Cancelled Clubs	% of Clubs Reporting Service	% No MMR in 3 Months	% No Officer Report in 12 months	% of Clubs with balance 90+ days	Number of Zone Chairs Recorded	Number of Region Chairs Recorded	District Officers Vacancies **
24 C		50	0	50	0%	0	0	0	1252	0	1252	26	19	7	0.56%	1,249	25	50%	0	0	32%	26%	6%	0%	9	0	
24 I		77	0	77	0%	0	1	-1	1553	0	1553	42	39	3	0.19%	1,636	20	64%	79	1	43%	35%	14%	0%	16	0	
24 L		78	0	78	0%	0	0	0	2205	0	2205	35	43	-8	-0.36%	2,197	28	46%	0	0	53%	28%	0%	4%	14	5	
		205	0	205	0%	0	1	-1	5010	0	5010	103	101	2	0.04%	5,082	24	54%	79	1	44%	30%	7%	1%	39	5	



District Health Assessment for Multiple District 29 through August 2025

		Clubs							Membership							Member Strength		Cancellation		Reports			Finance		Leadership		
District Name	Status/ Number of Months in Status *	Active Clubs	Clubs in Status Quo	Total Clubs	% Status Quo Clubs in Financial Suspension	New Clubs	Cancelled Clubs	YTD Net Club Gain/Loss	Current Members In Active Clubs	Current Members In Status Quo Clubs	Current Total Members Count	YTD Add	YTD Drop	YTD NetGrowth (includes Active and Status Quo)	YTD NetGrowth% (includes Active and Status Quo)	Member Count 12 Months Ago	Average Member Count Per Club	% of Clubs with less than 20 members	Average Cancelled Club Age	Members Lost Due to Cancelled Clubs	% of Clubs Reporting Service	% No MMR in 3 Months	% No Officer Report in 12 months	% of Clubs with balance 90+ days	Number of Zone Chairs Recorded	Number of Region Chairs Recorded	District Officers Vacancies **
29 L	T(24)	46	0	46	0%	0	0	0	903	0	903	13	21	-8	-0.88%	975	20	59%	0	0	17%	46%	13%	0%	5	0	
29 C	T(24)	41	0	41	0%	0	0	0	783	0	783	15	10	5	0.64%	805	19	56%	0	0	12%	56%	37%	2%	0	0	DG,1st VDG,2nd VDG,GLT,GMT ,GST
29 I		53	0	53	0%	0	1	-1	1345	0	1345	26	29	-3	-0.22%	1,411	25	42%	12	5	30%	28%	0%	0%	9	0	1st VDG,2nd VDG
		140	0	140	0%	0	1	-1	3031	0	3031	54	60	-6	-0.20%	3,191	22	51%	12	5	21%	42%	15%	1%	14	0	

\* - District Status: P - Provisional, T - Transitional.  
\*\* - District Officers Vacancies: DG - District Governor, 1st VDG - First Vice District Governor, 2nd VDG - Second Vice District Governor.